




DLR Discovery Treasure Hunt

How to take part

Join the DLR Discovery Treasure Hunt this summer with our mascots DLR Dave and Doris! Help them find the treasures hidden around London's Docklands starting at Tower Gateway DLR station.

1. Download the app Actionbound on your smartphone & create an account. The app is available in The App Store for iOS users and Google Play for Android users.
2. Search for 'DLR Treasure Hunt' or scan a starting QR code at Tower Gateway station concourse.
3. Follow instructions on the app and scan codes for individual treasures hidden on DLR stations shown on the Treasure Hunt map.
4. Discover Docklands history and surroundings while answering quiz questions and completing various tasks. You can complete your Treasure Hunt in one day or across various days. Make sure you complete your Treasure Hunt by the 5th of September.
5. Once you completed your Treasure Hunt head back to Tower Gateway station to collect your prize (our Treasure Stop is opened daily 10am-6pm).
6. Scan the QR code below to start your Treasure Hunt experience. Don't forget, no treasures are hidden on trains, platforms or tracks.

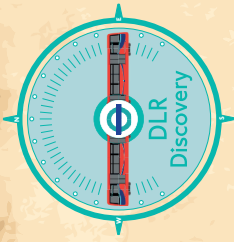
All you need is an adventurous spirit and a valid ticket, validated Oyster, contactless card or device to travel. For the best value get a one-day ticket or use Oyster or contactless. Please note that additional fares apply on the Emirates Air Line. Remember to touch in and touch out at every station to be charged no more than a one-day ticket. Visit tfl.gov.uk/fares for details.




MAYOR OF LONDON





**TRANSPORT
FOR LONDON**
EVERY JOURNEY MATTERS



TREASURE MAP

 Key stations

 Walking route

 Please note that additional fares apply on the Emirates Air Line

